



# Burien

*Washington, USA*

400 SW 152<sup>nd</sup> St., Suite 300, Burien, WA 98166

Phone: (206) 241-4647 • FAX (206) 248-5539

www.burienwa.gov

---

## MEMORANDUM

**TO:** Honorable Mayor and Members of the City Council  
**FROM:** Mike Martin, City Manager  
**DATE:** March 28, 2011  
**SUBJECT:** City Manager's Report

### I. INTERNAL CITY INFORMATION

#### A. Electronic Data to be Sent to County Assessor

Last Fall King County Assessor Lloyd Hara reached out to all the cities in King County, requesting that we send our permit and land use data to his office electronically. In the past, we made paper copies of this information and mailed it in at the end of every month. To answer this request, our IS Division has been working with the Assessor's IT staff to iron out the details of the process. On April 1<sup>st</sup> we will begin sending the data electronically from our permit tracking system to get the data on the Assessor tax rolls sooner and much more efficiently.

#### B. Permit Activity Update

During the week of March 7-11 the City received building permit applications for construction of six new single family residences. All six are located in the North Highline portion of the city.

#### C. Army Corp Asked to Support Seahurst Project (Pg. 41)

Attached is a letter that was recently sent to the Army Corps of Engineers; it is jointly signed by a number of agency representatives and expresses their support for the Seahurst Park Seawall Removal and Beach Restoration Project. It asks the Corps to make this project a priority as it allocates its federal resources in the coming year. If you have any questions, please contact the Parks Department Director, Michael Lafreniere, at 206-988-3703.

#### D. Part 150 Noise Study Open House at Port of Seattle

The fourth in a series of public events for Sea-Tac Airport's Part 150 Noise Study will be April 9 at Sea-Tac Airport's Arrivals Hall. The Part 150 Study is looking at ways to reduce aircraft noise impacts on communities around Sea-Tac Airport. Drop by anytime between 10 a.m. and 4 p.m.

At the open house, there will be a number of stations staffed by Port staff and consultants where the public can learn more about the study's findings and potential recommendations. Participants can also sign up for airfield bus tours throughout the day.

The Arrivals Hall is at the south end of the main terminal, baggage claim level. Parking will be validated.

**E. Updated B&O Tax Return**

The Finance Department has been working with our B&O Tax consultant to update the B&O Tax Return form to be more user-friendly. The ambiguous text in the box at the top of the form has been changed to a three-question flowchart that guides users through completion of the form. The new forms will be mailed to businesses beginning in late March or early April. Thanks to Councilmember Robison for the suggestion.

**F. ARTalk Held for Local Nonprofits**

Burien's local arts and heritage organizations were invited to a City-sponsored "ARTalk" entitled "Dynamic Board, Important Work" at the Community Center on March 17. Organizational consultant and South King County Cultural Coalition ("So Co") board member Marsha Holland Risch offered an excellent presentation on Board member roles, the individual skill-sets needed by board members, categories of leadership competencies, and "failsafe" ways to recruit volunteers and members. Regular ARTalks have developed for these groups by City staff based a desired outcome from the City's original Art Summit.

**G. Registration Happening for B-Patch Community Garden Program**

On March 21, registration opened for new gardeners wishing to rent a plot for this year's season. The B-Patch was designed in 2010 with Sustainable Burien and is located adjacent to the Annex on 144<sup>th</sup> Street. The B-Patch has 31 plots, with 21 reserved to date. Registration will continue for plot vacancies on a first-come, first-served basis.

**H. Teens Benefit From "Cove to Clover" Run**

For the first time, three teens in the City's After School program ran the Cove to Clover 5K as part of the event's "Athlete Angel" program. This enabled them to participate without needing to pay the registration fee and also provided a free pair of new running shoes from Big 5 sports store. The teens successfully "conquered" the steep "snake hill", the new "uprising", and the excessively-rainy weather. Teen Program Recreation Leader Meagan Schmieder organized this effort and also ran with the teens during the race.

**I. Transform Burien Serving Homeless Families**

Transform Burien (T.B.) is a cooperative group of 10 churches located in the Burien/Highline are and one of the leased tenants at the Annex building, T.B.'s Community Outreach Center is located at the Annex and provides a full dinner, distribution of canned grocery goods, and clothing for families every Sunday and Wednesday afternoons. Approximately 250 and 60 families are served each Sunday and Wednesday, respectively. With plans to expand service to local families, T. B. will be developing a resource center to provide tutoring and assistance for youth, counseling and job training opportunities for adults, on-site mobile medical and dental services, and a "super senior" program to reduce isolation for local seniors

living alone by connecting them with volunteer opportunities. Additionally, T.B. plans to become certified this fall as a Community Emergency Response Team (CERT) to assist the city in providing emergency services as needed.

**J. New Teen Late Night Programs Locations**

The City has provided both a Friday program at the Community Center and a Saturday program at Sylvester Middle School for more than 10 years. Over the past several months, the number of teens dropping-in to the Friday program had exceeded the space available in the Community Center's Teen Room. Concurrently, the Principal and Community Resource Officer from Highline High School had contacted Parks staff about offering an additional program at their site. As a result, the Friday program recently moved to Sylvester M.S. and the Saturday program was relocated to Highline H.S. An additional benefit of the location change has been the opportunity to offer physical recreation for the teens, due to gymnasium availability at both schools. This expands program options for the teens, since only passive recreational activities were able to be provided at the Community Center.

**K. Spring Recreation Guide Now Available**

The new edition of the City's recreation brochure was mailed to all Burien residents and dropped off at community locations the week of March 21. In addition to the volume of Community Center drop-in opportunities, site-based programs at Cedarhurst, Hazel Valley, Hilltop, Highline, and Sylvester Schools, and specialized classes for Burien Heights immigrant families, this year's spring session programs include 243 individual class or trip options for preschool-aged children through older adults.

**L. Earth Hero Award For City-Highline School District-Environmental Science Center Project**

King County's annual "Earth Hero" award was given to HSD's New Start High School teacher Beverly Mowrer for her participation in a park project organized by City Adopt-A-Park Coordinator Lisa Aumann and the Environmental Science Center. Ms. Mowrer used this project to develop classroom learning about native plants and habitats, plant identification and care, removal of invasive plant species, restoring park areas, and water testing. She then integrated this instruction by taking her students outside to work in the adjacently-located Salmon Creek Park.

An additional on-site experience was then provided at Salmon Creek Ravine. Students removed invasive plants over 14,000 square feet of park land and replanted 9000 square feet with 200 native plants that were grown in their school nursery. King County Executive Dow Constantine will be awarding Ms. Mowrer her award on April 14.

**M. Overlay Project Continues**

Pavement grinding on 128<sup>th</sup> St. has begun. We are performing this work at night because that affords a much diminished traffic control problem. The work will be noisy and dusty, and people living next to the work area will be bothered for one night while the work progresses past their homes. This work phase will take up to

five nights. We'll start at the intersection of Ambaum Blvd SW and SW 128<sup>th</sup> St. and go east to Des Moines Memorial Drive.

In addition to the grinding, night work will include sweeping and placement of temporary pavement marking. During the days following the grinding, we'll be installing traffic signal loops, performing crack sealing and making deep pavement repairs as necessary.

Sometime around the first week of April 2011, we'll install the asphalt overlay on 128<sup>th</sup> St. At the same time, we'll perform grinding work on 16<sup>th</sup> Ave SW / Ambaum Blvd SW, starting at SW 112<sup>th</sup> St. and moving south. The grinding scenario on 16<sup>th</sup> Ave SW and Ambaum Blvd will be the same as on 128<sup>th</sup> St. Asphalt overlay will then be installed on Ambaum Blvd SW. The plan is to perform this grinding and overlay with night work.

**N. Waste Management Rate Schedule Effective June 1, 2011 (Pg. 43)**

The City received the attached letter transmitting the new rate schedule that will become effective June 1, 2011.

**O. City Hosts Successful Blood Drive – March 22**

The City of Burien was host to Puget Sound Blood Center on Tuesday, March 22<sup>nd</sup>, sponsoring a blood drive from 10 a.m. – 4 p.m. in the Council Chambers. The drive was extremely successful, with 30 donors, four of whom were first timers. Up to 90 patients will benefit from the donations collected at this drive. Burien's next blood drive is scheduled for Thursday, July 28, 2011.

**II. COUNCIL UPDATES/REPORTS**

**A. Update on Metrics Request**

The Finance Department is still collecting the metrics requested by Councilmember Block and discussed by the Council at the March 7 Council meeting. We hope to present the data to Council in early or mid-April.

**B. Significant Issues Before Suburban Cities (Pg. 51)**

Councilmember Gerald (Jerry) Robison represented Burien at the March 9 meeting of the Suburban Cities Association Public Issues Committee (SCA PIC). Senior officials from King County Metro provided a briefing on the current effort to update Metro's Strategic Plan. A copy of the draft strategic plan and service guidelines is available at <http://metro.kingcounty.gov/planning>. PIC members raised a concern about Metro's use of U.S. Census data from the year 2000, since the cities have changed since then.

The PIC heard about the "Planning for Healthy Community Guidelines" that the Seattle/King County Board of Health is considering, to inform land use and transportation planners of strategies to improve the health of residents and communities in King County. PIC members expressed concern that guidelines not become unfunded mandates.

Mayor Joan McGilton updated the PIC on the King County Solid Waste Division's plans for one-year and multi-year rate increases (see the item on Solid Waste Rates below). The Mayor also provided the PIC information on the work being done by the Puget Sound Partnership's South Central Action Area Caucus (SCAAC). This 30-member group is being tasked with providing input from King County agencies, business groups and non-profits to advise the Partnership how best to proceed with habitat protection and restoration plans and projects as well as implement reduction of pollution into streams, rivers and Puget Sound.

PIC received a briefing on King County Visitor Tax Legislation (HB 1997), still in play in the Legislature. This item was discussed at the February 28th City Council meeting, with the Council asking for clarification on how the bill was being presented. The attached hand-out from the March 9 PIC meeting provides further information. Mayor McGilton notes that Burien clearly benefits from continuing funds from 4-Culture, for the Wild Strawberry Festival, Arts AGlow and other community events; the City secures a minimum of \$11,000 per year for its arts and culture activities, and independent arts organizations receive additional funds.

The PIC has also recommended the nomination of **Burien Councilmember Gerald Robison** to serve on the Joint Recommendations Committee (JRC), which is responsible for deciding the distribution of federal Community Development Block Grant (CDBG) funds for housing and human service programs for many cities in King County.

**C. Proposed Solid Waste Rate Increase and Cities' Interlocal Agreement Update**

Mayor Joan McGilton attended the monthly meeting of the King County Metropolitan Solid Waste Advisory Committee (MSWMAC) on March 11<sup>th</sup>. MSWMAC, represented by 22 member cities, is in early discussions with the King County Solid Waste Division to update the current Interlocal Agreement (ILA) with King County, which governs the current regional solid waste system.

The Solid Waste Division is exploring a one-year rate increase for 2012, to be followed by exploration of a multi-year increase in 2013-2015, to finance operations and future upgrades for transfer station facilities that are approaching the end of a 50-year life span.

The proposed one-year rate will increase the residential one-can rate by \$0.76 per month. The current ILA, signed by 37 member cities in 1989, expires in 2028. In addition to rates, governance and operations recommendations will be forwarded to cities for adoption in October 2011 and to the King County Council in spring 2012.

**D. Notices (Pg. 53)**

The Notices below have been issued:

- Notice of Local Improvement District No. 3: Notice of Proposed Improvement and Hearing Thereon; Notice is given that the City of Burien, WA, pursuant to Resolution No. 319, adopted February 28, 2011, declared its intention to initiate the formation of Local Improvement District No. 3 to construct standard street and drainage improvements on SW 116<sup>th</sup> Place beginning approximately 250' West of centerline 30<sup>th</sup> Ave. SW, and to assess the cost and expense of those improvements against the property in that district specially benefited thereby.

The public hearing upon the proposed improvements will be held before the City Council in the Council Chambers of City Hall in Burien, Washington, at 7:00 p.m., local time on Monday, April 4, 2011.

All persons desiring to speak for or against the proposed improvements and formation of the Local Improvement District are notified to appear and present those objections at that hearing.

- Notice of Rescheduled Meeting and Location Change  
The City of Burien's Business and Economic Development Partnership has cancelled its meeting scheduled for Friday, March 25, 2011. The meeting has been rescheduled to Tuesday, April 5, 2011, 7:00 a.m. at Sal's Deli, 15212 6<sup>th</sup> Ave. SW.



GREEN/DUWAMISH AND



PugetSoundPartnership  
our sound, our community, our chance



SALMON RECOVERY FUNDING BOARD



March 15, 2011

Colonel Anthony Wright  
U.S. Army Corps of Engineers  
Seattle District - CENWS-PM-PL  
P.O. Box 3755  
Seattle, WA 98124-3755

Re: Seahurst Phase II Shoreline Ecosystem Restoration Project

Dear Colonel Wright:

We, the undersigned, would like to express our strong support for the Seahurst Phase II Ecosystem Restoration Project. While we recognize the severe budget constraints now being placed on the Corps, we urge you to prioritize this project within the FY2011 budget that you are being presented by Congress.

This project is the next critical link in regional efforts to remove bulkheads and restore shoreline in Puget Sound. As you may be aware, Burien secured state funding in 2007 for the pre-construction work and again in 2009 for construction, which was anticipated to occur this fall. Delaying construction of this project beyond 2011 places at great risk a variety of state and regional funding that has been committed to this project. Funding partners have anticipated contributing a total of \$2,360,000 for the Seahurst Phase II project; these include the Salmon Recovery Funding Board, Estuary and Salmon Restoration Program, WRIA-9 and the King Conservation District. A substantial portion of this funding is in jeopardy of being lost as a result of current and potentially additional construction delays. Without these funding partners Burien will not have the ability to move forward with this partnership and complete the project.

As you know, this project is the second phase of a partnership effort between the City of Burien and the Corps, one which began in 2004 with the successful seawall removal and shoreline restoration along the southern portion of Seahurst Park. The southern project was implemented by the Corps using the newly created Puget Sound and Adjacent Waters Restoration (PSAWR) funding authority. It is viewed as a model project, and its success has helped build momentum for larger-scale nearshore habitat restoration in Puget Sound. Completion of the Seahurst Phase II project would result in the largest nearshore restoration in Puget Sound, restoring almost a mile of shoreline.


The Seahurst project has been and continues to be a collaborative effort among many local, regional and statewide partners providing public support and education, shoreline monitoring and research, conceptual feasibility and design, and project funding. The project is supported locally and regionally, as well as at the state level. Advocates include the King Conservation District, WRIA-9, the Burien Environmental Science Center, the Puget Sound Skills Center, Highline School District, Sustainable Burien, the University of Washington's School of Aquatic Fisheries and Sciences and Friday Harbor Labs. The project is endorsed by the Puget Sound Partnership and its Leadership Council, and it has provided the scientific community an opportunity to study and evaluate the results of bulkhead removal in the nearshore, as evident in a variety of Puget Sound Nearshore Ecosystem Restoration Project technical reports and publications. Seahurst Park is visited by more than 130,000 people annually, and the restoration of this critical shoreline will serve as a highly visible model of the benefits associated with shoreline restoration. For many years the public has supported the premise that we can successfully reduce the impacts of bulkheads to the nearshore while also enhancing the public's ability to recreate along the

shoreline. This park shoreline also provides educational opportunities for the more than 10,000 students who visit each year, traveling from all corners of this region and from as far away as eastern Washington. These students also receive environmental education about the beach and Puget Sound restoration efforts through the Environmental Science Center and Marine Technology Lab's programs at Seahurst. The park and its shoreline serve as an outdoor classroom for children from elementary through high school, as well as adults and scientific researchers from agencies such as the state Department of Ecology, NOAA, the Department of Fish and Wildlife, and the University of Washington.


We understand that priorities and decisions on project proposals for 2011 are being made within a constrained and challenging budget environment. However, given the risk of losing state funding dedicated to this project, the extensive partnership that has been developed in support of this project, its high public visibility, and the significant ecological benefits that result from this project, we urge you to keep it at the very top of the list of projects that the Corps will support in 2011.

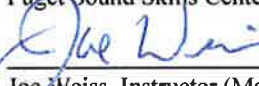
Thank you for your consideration.


Sincerely,

  
Joan McGilton, Mayor  
City of Burien

  
John Welch, Superintendent  
Highline Public Schools

  
Dr. Sue Shields, Director  
Puget Sound Skills Center / Highline Schools

  
Joe Weiss, Instructor (Marine Science Center)  
Puget Sound Skills Center / Highline Schools

  
Lori Toth, President  
Hurstwood Community Club


  
Ted Fosberg, Chair  
Burien Parks Advisory Board

  
William Opfermann, Registered Agent  
Sustainable Burien


  
Ron Kreizenbeck, Board President  
Environmental Science Center

  
Dow Constantine, County Executive  
King County

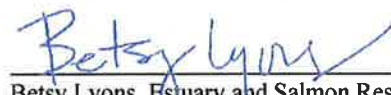
  
Kaleen Cottingham, Director  
WA State Recreation and Conservation Office  
WA Salmon Recovery Funding Board

  
Jason Toft, Wetland Ecosystem Team Lead  
UW School of Aquatic & Fishery Sciences

  
Jessica Saavedra, Grant Program Manager  
King Conservation District

  
Doug Osterman, Green/Duwamish Watershed  
Coordinator  
King County

  
Chris Townsend, Special Assistant to the Executive  
Director, Puget Sound Partnership

  
Betsy Lyons, Estuary and Salmon Restoration Program  
Manager, WA State Department of Fish and Wildlife

RECEIVED  
MAR 17 2011  
CITY OF BURIEN



March 15, 2011

City of Burien  
400 SW 152nd St, Suite 300  
Burien, WA

Attention: Mike Martin, City Manager

Re: 2011 CPI Rate Adjustment

Please find the enclosed rate schedule, effective June 1<sup>st</sup>, 2011 for solid waste and recycling services provided by Waste Management to the residents and businesses of the City of Burien.

Waste Management has calculated an inflation adjustment factor of 2.55% per section 3.3.1 of Amendment No. 3 (with a factor substitution noted below):

**The "Inflation Adjustment Factor" will be based on three indices computed by the United States Department of Labor, Bureau of Labor Statistics. The three indices and their weights are: 1) the second-half annual consumer price index for Urban Wage Earners and Clerical Workers for the Seattle-Tacoma-Bremerton Area, Series ID No. CWURA423SAO, or successor indices, which will have a weight of 42%, 2) the Energy Information Agency annual West Coast Retail Price Series for On-Highway Diesel Fuel, Index No. PADD5, which will have a weight of 8%, and 3) the Employment Compensation Cost Index for Private Industry, in current dollars, December 2005=100, for Trade, Transportation and Utilities, Series ID No. ECU201400000000I (B,I), which will have a weight of 50%.**

Please note, the Employment Compensation Cost Index for Private Industry, for Trade, Transportation and Utilities is no longer in use. Therefore, we have substituted the Employment Compensation Cost Index for Administrative, Support and Waste Management and Remediation Services. Additionally, the 2.55% adjustment includes a State B&O tax increase of .3%.

Please review this schedule and let me know of any discrepancies or questions. Waste Management will adjust our billing system to reflect these changes as of June 1, 2011.

As always, we appreciate doing business with the City of Burien and look forward to providing quality waste and recycling services in the year ahead.

Sincerely,

A handwritten signature in blue ink, appearing to read 'Greg Hale'.

Greg Hale  
District Manager  
Waste Management of Seattle



CITY OF BURIEEN		Rates Effective 2/1/2009 - 5/31/2011				Rates Effective 6/1/2011				B. & O. Tax	
Garbage and Yard Debris Service Fees		(Monthly) Collection Fee		(Monthly) Disposal Fee		(Monthly) Total Fee		2.55%		0.30%	
SERVICE CLASS	Pounds Per Unit	(Monthly) Collection Fee	(Monthly) Disposal Fee	(Monthly) Total Fee	(Monthly) Collection Fee	(Monthly) Disposal Fee*	(Monthly) Total Fee	(Monthly) Collection Fee	(Monthly) Disposal Fee*	(Monthly) Total Fee	(Monthly) Total Fee
<b>Residential Services</b>											
<b>MSW Monthly Service:</b>											
Monthly Service 20 Gal. Cart		\$ 12.27	\$ 0.80	\$ 13.07	\$ 12.58	\$ 0.80	\$ 13.38	\$ 13.42		\$ 13.88	\$ 13.52
Monthly Service 35 Gal. Cart		\$ 12.30	\$ 1.27	\$ 13.57	\$ 12.61	\$ 1.27	\$ 13.88	\$ 13.92		\$ 14.38	\$ 14.02
<b>MSW Weekly Service:</b>											
1-10 Gal. Micro-can		\$ 12.27	\$ 2.00	\$ 14.27	\$ 12.58	\$ 2.00	\$ 14.58	\$ 14.62		\$ 15.08	\$ 14.72
1-20 Gal. Cart		\$ 12.42	\$ 2.75	\$ 15.17	\$ 12.73	\$ 2.75	\$ 15.48	\$ 15.52		\$ 15.98	\$ 15.62
1-35 Gal. Cart		\$ 15.56	\$ 4.61	\$ 20.37	\$ 15.95	\$ 4.61	\$ 20.76	\$ 20.82		\$ 21.26	\$ 20.92
2-35 Gal. Carts + 1 Recycle Cart		\$ 17.55	\$ 9.62	\$ 27.17	\$ 17.99	\$ 9.62	\$ 27.61	\$ 27.69		\$ 28.11	\$ 27.81
3-35 Gal. Carts + 1 Recycle Cart		\$ 19.54	\$ 14.43	\$ 33.97	\$ 20.03	\$ 14.43	\$ 34.46	\$ 34.56		\$ 35.00	\$ 34.66
4-35 Gal. Carts + 1 Recycle Cart		\$ 21.53	\$ 19.24	\$ 40.77	\$ 22.07	\$ 19.24	\$ 41.31	\$ 41.43		\$ 42.00	\$ 41.66
1-64 Gal. Cart		\$ 19.58	\$ 8.79	\$ 28.37	\$ 20.07	\$ 8.79	\$ 28.86	\$ 28.94		\$ 29.40	\$ 29.06
2-64 Gal. Carts + 1 Recycle Cart		\$ 31.79	\$ 17.58	\$ 49.37	\$ 32.60	\$ 17.58	\$ 50.18	\$ 50.30		\$ 51.00	\$ 50.66
3-64 Gal. Carts + 1 Recycle Cart		\$ 44.00	\$ 26.37	\$ 70.37	\$ 45.12	\$ 26.37	\$ 71.49	\$ 71.70		\$ 72.60	\$ 72.30
4-64 Gal. Carts + 1 Recycle Cart		\$ 56.21	\$ 35.16	\$ 91.37	\$ 57.64	\$ 35.16	\$ 92.80	\$ 93.07		\$ 94.00	\$ 93.66
1-96 Gal. Cart		\$ 22.99	\$ 13.18	\$ 36.17	\$ 23.57	\$ 13.18	\$ 36.75	\$ 36.86		\$ 37.40	\$ 37.06
2-96 Gal. Carts + 1 Recycle Cart		\$ 38.61	\$ 26.36	\$ 64.97	\$ 39.59	\$ 26.36	\$ 65.95	\$ 66.14		\$ 67.40	\$ 67.06
3-96 Gal. Carts + 1 Recycle Cart		\$ 54.23	\$ 39.54	\$ 93.77	\$ 55.61	\$ 39.54	\$ 95.15	\$ 95.43		\$ 96.60	\$ 96.26
4-96 Gal. Carts + 1 Recycle Cart		\$ 68.85	\$ 52.72	\$ 122.57	\$ 71.63	\$ 52.72	\$ 124.35	\$ 124.72		\$ 126.20	\$ 125.86
1-32 gallon equivalent "extra"		\$ 3.91	\$ 1.01	\$ 4.92	\$ 4.90	\$ 1.01	\$ 5.91	\$ 5.92		\$ 6.92	\$ 6.93
<b>Recycle Service (bundled) EOW service:</b>											
1-35 Gal. Cart		\$ -	\$ -	\$ -	\$ -	\$ -	\$ -	\$ -		\$ -	\$ -
1-64 Gal. Cart		\$ -	\$ -	\$ -	\$ -	\$ -	\$ -	\$ -		\$ -	\$ -
1-96 Gal. Cart		\$ -	\$ -	\$ -	\$ -	\$ -	\$ -	\$ -		\$ -	\$ -
Residential Recycling Rebate set rate		\$ -	\$ -	\$ -	\$ -	\$ -	\$ -	\$ -		\$ -	\$ -
1-Recycling Cart EOW service for non-subscribing garbage customers		\$ -	\$ -	\$ -	\$ -	\$ -	\$ -	\$ -		\$ -	\$ -
<b>Yard Debris Service (Weekly Service)</b>											
1-35 Gal. Cart YDW		\$ 8.40	\$ -	\$ 8.40	\$ 8.61	\$ -	\$ 8.61	\$ 8.61		\$ 8.61	\$ 8.63
1-64 Gal. Cart YDW		\$ 9.30	\$ -	\$ 9.30	\$ 9.53	\$ -	\$ 9.53	\$ 9.53		\$ 9.53	\$ 9.55
1-96 Gal. Cart YDW		\$ 10.20	\$ -	\$ 10.20	\$ 10.45	\$ -	\$ 10.45	\$ 10.48		\$ 10.48	\$ 10.50
32 Gal. Can YDW - Non scheduled collection for non-subscribing customers		\$ 5.30	\$ -	\$ 5.30	\$ 5.43	\$ -	\$ 5.43	\$ 5.44		\$ 5.44	\$ 5.46
64 Gal. Cart YDW - Non scheduled collection for non-subscribing customers		\$ 6.40	\$ -	\$ 6.40	\$ 6.56	\$ -	\$ 6.56	\$ 6.57		\$ 6.57	\$ 6.59
96 Gal. Cart YDW - Non scheduled collection for non-subscribing customers		\$ 8.50	\$ -	\$ 8.50	\$ 8.71	\$ -	\$ 8.71	\$ 8.73		\$ 8.73	\$ 8.75
Additional 96 Gal. YDW Carts		\$ 2.90	\$ -	\$ 2.90	\$ 2.97	\$ -	\$ 2.97	\$ 2.97		\$ 2.97	\$ 2.97
1-32 gallon equivalent "extra" YDW		\$ 3.20	\$ -	\$ 3.20	\$ 3.28	\$ -	\$ 3.28	\$ 3.28		\$ 3.28	\$ 3.28
1-64 gallon equivalent "extra" YDW		\$ 4.25	\$ -	\$ 4.25	\$ 4.35	\$ -	\$ 4.35	\$ 4.36		\$ 4.36	\$ 4.36
1-96 gallon equivalent "extra" YDW		\$ 6.40	\$ -	\$ 6.40	\$ 6.56	\$ -	\$ 6.56	\$ 6.56		\$ 6.56	\$ 6.56
1-35 Gal. Cart YDW weekly service for non-subscribing garbage customers		\$ 9.50	\$ -	\$ 9.50	\$ 9.74	\$ -	\$ 9.74	\$ 9.74		\$ 9.74	\$ 9.76
1-64 Gal. Cart YDW weekly service for non-subscribing garbage customers		\$ 10.40	\$ -	\$ 10.40	\$ 10.66	\$ -	\$ 10.66	\$ 10.66		\$ 10.66	\$ 10.69
1-96 Gal. Cart YDW weekly service for non-subscribing garbage customers		\$ 11.30	\$ -	\$ 11.30	\$ 11.58	\$ -	\$ 11.58	\$ 11.58		\$ 11.58	\$ 11.61





CITY OF BURIEN		Rates Effective 2/1/2009 - 5/31/2011			Rates Effective 6/1/2011			B & O Tax	
Garbage Service Fees		(Monthly) Collection Fee	(Monthly) Disposal Fee	Total Service Fee	(Monthly) Collection Fee	(Monthly) Disposal Fee	Total Service Fee	Total Service Fee	Total Service Fee
SERVICE CLASS	Pounds Per Unit								
<b>Commercial / Multifamily Uncompacted Containers:</b>									
4 Cubic Yard Uncompacted									
1 Pickup/Week/Container		\$ 129.31	\$ 95.67	\$ 224.98	\$ 132.60	\$ 95.67	\$ 228.27	\$ 228.95	\$ 228.95
2 Pickups/Week/Container		\$ 243.72	\$ 191.34	\$ 435.06	\$ 249.93	\$ 191.34	\$ 441.27	\$ 442.59	\$ 442.59
3 Pickups/Week/Container		\$ 368.10	\$ 287.01	\$ 645.11	\$ 367.22	\$ 287.01	\$ 654.23	\$ 656.19	\$ 656.19
4 Pickups/Week/Container		\$ 469.00	\$ 382.68	\$ 851.68	\$ 480.95	\$ 382.68	\$ 863.63	\$ 866.22	\$ 866.22
5 Pickups/Week/Container		\$ 586.95	\$ 478.35	\$ 1,065.30	\$ 601.90	\$ 478.35	\$ 1,080.25	\$ 1,083.49	\$ 1,083.49
Extra Pick-up on scheduled collection day		\$ 26.20	\$ 22.08	\$ 48.28	\$ 26.86	\$ 22.08	\$ 48.94	\$ 49.08	\$ 49.08
Special Pick-up unscheduled collection day		\$ 111.80	\$ 22.08	\$ 133.88	\$ 114.64	\$ 22.08	\$ 136.72	\$ 137.13	\$ 137.13
<b>6 Cubic Yard Uncompacted</b>									
1 Pickup/Week/Container		\$ 169.65	\$ 143.50	\$ 313.15	\$ 173.97	\$ 143.50	\$ 317.47	\$ 318.42	\$ 318.42
2 Pickups/Week/Container		\$ 322.21	\$ 287.00	\$ 609.21	\$ 330.42	\$ 287.00	\$ 617.42	\$ 618.27	\$ 618.27
3 Pickups/Week/Container		\$ 474.76	\$ 430.50	\$ 905.26	\$ 486.86	\$ 430.50	\$ 917.36	\$ 920.11	\$ 920.11
4 Pickups/Week/Container		\$ 622.04	\$ 574.00	\$ 1,196.04	\$ 637.89	\$ 574.00	\$ 1,211.89	\$ 1,215.92	\$ 1,215.92
5 Pickups/Week/Container		\$ 773.27	\$ 717.50	\$ 1,490.77	\$ 792.97	\$ 717.50	\$ 1,510.47	\$ 1,515.00	\$ 1,515.00
Extra Pick-up on scheduled collection day		\$ 34.90	\$ 33.12	\$ 68.02	\$ 35.78	\$ 33.12	\$ 68.90	\$ 69.10	\$ 69.10
Special Pick-up unscheduled collection day		\$ 120.50	\$ 33.12	\$ 153.62	\$ 123.57	\$ 33.12	\$ 156.69	\$ 157.16	\$ 157.16
<b>8 Cubic Yard Uncompacted</b>									
1 Pickup/Week/Container		\$ 206.05	\$ 191.34	\$ 397.39	\$ 211.30	\$ 191.34	\$ 402.64	\$ 403.84	\$ 403.84
2 Pickups/Week/Container		\$ 392.41	\$ 382.68	\$ 775.09	\$ 402.41	\$ 382.68	\$ 785.09	\$ 787.44	\$ 787.44
3 Pickups/Week/Container		\$ 578.76	\$ 574.02	\$ 1,152.78	\$ 593.51	\$ 574.02	\$ 1,167.53	\$ 1,171.03	\$ 1,171.03
4 Pickups/Week/Container		\$ 765.11	\$ 765.36	\$ 1,530.47	\$ 784.81	\$ 765.36	\$ 1,549.97	\$ 1,554.61	\$ 1,554.61
5 Pickups/Week/Container		\$ 942.64	\$ 956.70	\$ 1,899.34	\$ 966.66	\$ 956.70	\$ 1,923.36	\$ 1,928.13	\$ 1,928.13
Extra Pick-up on scheduled collection day		\$ 42.60	\$ 44.16	\$ 86.76	\$ 43.68	\$ 44.16	\$ 87.84	\$ 88.10	\$ 88.10
Special Pick-up unscheduled collection day		\$ 128.20	\$ 44.16	\$ 172.36	\$ 131.46	\$ 44.16	\$ 175.62	\$ 176.14	\$ 176.14
<b>Commercial / Multifamily FL Compacted Containers:</b>									
2 Cubic Yard Compactor weekly		\$ 131.14	\$ 239.16	\$ 370.30	\$ 134.48	\$ 239.16	\$ 373.64	\$ 374.76	\$ 374.76
2 yard Special Pick-up		\$ 121.88	\$ 55.19	\$ 177.07	\$ 124.98	\$ 55.19	\$ 180.17	\$ 180.71	\$ 180.71
3 Cubic Yard Compactor weekly		\$ 190.07	\$ 358.75	\$ 548.82	\$ 194.91	\$ 358.75	\$ 553.66	\$ 555.32	\$ 555.32
3 yard Special Pick-up		\$ 130.87	\$ 82.79	\$ 213.66	\$ 134.20	\$ 82.79	\$ 216.99	\$ 217.64	\$ 217.64
4 Cubic Yard Compactor weekly		\$ 243.88	\$ 478.35	\$ 722.23	\$ 250.09	\$ 478.35	\$ 728.44	\$ 730.62	\$ 730.62
4 yard Special Pick-up		\$ 143.29	\$ 110.39	\$ 253.68	\$ 146.94	\$ 110.39	\$ 257.33	\$ 258.10	\$ 258.10
5 Cubic Yard Compactor weekly		\$ 331.03	\$ 575.00	\$ 906.03	\$ 339.46	\$ 575.00	\$ 914.46	\$ 917.20	\$ 917.20
5 yard Special Pick-up		\$ 163.40	\$ 132.70	\$ 296.10	\$ 167.56	\$ 132.70	\$ 300.26	\$ 301.16	\$ 301.16
6 Cubic Yard Compactor weekly		\$ 351.97	\$ 717.60	\$ 1,069.47	\$ 360.94	\$ 717.60	\$ 1,078.44	\$ 1,081.67	\$ 1,081.67
6 yard Special Pick-up		\$ 168.24	\$ 165.58	\$ 333.82	\$ 172.52	\$ 165.58	\$ 338.10	\$ 339.11	\$ 339.11
<b>"Extra" Uncompacted Cubic Yard</b>		\$ 13.23	\$ 5.52	\$ 18.75	\$ 13.56	\$ 5.52	\$ 19.08	\$ 19.13	\$ 19.13

CITY OF BURIEN Garbage Service Fees	Rates Effective 2/1/2008 - 5/31/2011				Rates Effective 6/1/2011				B & O Tax			
	Daily Rental	Monthly Container Rental	Charge per Haul		Daily Rental	Monthly Container Rental	Charge per Haul		Daily Rental	Monthly Container Rental	Charge per Haul	
<b>Noncompacted Service</b>												
Drop-box Collection												
1 10 Cu. Yd. Container	\$ 34.00	\$ 34.00	\$ 142.20	\$ 142.20	\$ 34.86	\$ 34.86	\$ 145.82	\$ 145.82	\$ 34.86	\$ 34.86	\$ 146.25	\$ 146.25
1 15 Cu. Yd. Container	\$ 40.00	\$ 40.00	\$ 142.20	\$ 142.20	\$ 41.01	\$ 41.01	\$ 145.82	\$ 145.82	\$ 41.01	\$ 41.01	\$ 146.25	\$ 146.25
1 20 Cu. Yd. Container	\$ 46.00	\$ 46.00	\$ 142.20	\$ 142.20	\$ 47.17	\$ 47.17	\$ 145.82	\$ 145.82	\$ 47.17	\$ 47.17	\$ 146.25	\$ 146.25
1 25 Cu. Yd. Container	\$ 51.00	\$ 51.00	\$ 142.20	\$ 142.20	\$ 52.29	\$ 52.29	\$ 145.82	\$ 145.82	\$ 52.29	\$ 52.29	\$ 146.25	\$ 146.25
1 30 Cu. Yd. Container	\$ 56.00	\$ 56.00	\$ 142.20	\$ 142.20	\$ 57.42	\$ 57.42	\$ 145.82	\$ 145.82	\$ 57.42	\$ 57.42	\$ 146.25	\$ 146.25
1 40 Cu. Yd. Container	\$ 67.00	\$ 67.00	\$ 142.20	\$ 142.20	\$ 68.70	\$ 68.70	\$ 145.82	\$ 145.82	\$ 68.70	\$ 68.70	\$ 146.25	\$ 146.25
<b>Compacted Service</b>												
1 10 Cu. Yd. Container	\$ 2.00	\$ 169.40	\$ 169.40	\$ 169.40	\$ 2.05	\$ 173.71	\$ 173.71	\$ 173.71	\$ 2.05	\$ 173.71	\$ 174.23	\$ 174.23
1 15 Cu. Yd. Container	\$ 2.00	\$ 169.40	\$ 169.40	\$ 169.40	\$ 2.05	\$ 173.71	\$ 173.71	\$ 173.71	\$ 2.05	\$ 173.71	\$ 174.23	\$ 174.23
1 20 Cu. Yd. Container	\$ 2.25	\$ 169.40	\$ 169.40	\$ 169.40	\$ 2.30	\$ 173.71	\$ 173.71	\$ 173.71	\$ 2.30	\$ 173.71	\$ 174.23	\$ 174.23
1 25 Cu. Yd. Container	\$ 2.50	\$ 169.40	\$ 169.40	\$ 169.40	\$ 2.56	\$ 173.71	\$ 173.71	\$ 173.71	\$ 2.56	\$ 173.71	\$ 174.23	\$ 174.23
1 30 Cu. Yd. Container	\$ 2.75	\$ 169.40	\$ 169.40	\$ 169.40	\$ 2.82	\$ 173.71	\$ 173.71	\$ 173.71	\$ 2.82	\$ 173.71	\$ 174.23	\$ 174.23
1 40 Cu. Yd. Container	\$ 3.25	\$ 169.40	\$ 169.40	\$ 169.40	\$ 3.33	\$ 173.71	\$ 173.71	\$ 173.71	\$ 3.33	\$ 173.71	\$ 174.23	\$ 174.23
<b>Drop-box (Temporary)</b>												
1 10 Cu. Yd. Container	\$ 2.00	\$ 153.00	\$ 153.00	\$ 153.00	\$ 2.05	\$ 156.89	\$ 156.89	\$ 156.89	\$ 2.05	\$ 156.89	\$ 157.36	\$ 157.36
1 15 Cu. Yd. Container	\$ 2.00	\$ 153.00	\$ 153.00	\$ 153.00	\$ 2.05	\$ 156.89	\$ 156.89	\$ 156.89	\$ 2.05	\$ 156.89	\$ 157.36	\$ 157.36
1 20 Cu. Yd. Container	\$ 2.25	\$ 153.00	\$ 153.00	\$ 153.00	\$ 2.30	\$ 156.89	\$ 156.89	\$ 156.89	\$ 2.30	\$ 156.89	\$ 157.36	\$ 157.36
1 25 Cu. Yd. Container	\$ 2.50	\$ 153.00	\$ 153.00	\$ 153.00	\$ 2.56	\$ 156.89	\$ 156.89	\$ 156.89	\$ 2.56	\$ 156.89	\$ 157.36	\$ 157.36
1 30 Cu. Yd. Container	\$ 2.75	\$ 153.00	\$ 153.00	\$ 153.00	\$ 2.82	\$ 156.89	\$ 156.89	\$ 156.89	\$ 2.82	\$ 156.89	\$ 157.36	\$ 157.36
1 40 Cu. Yd. Container	\$ 3.25	\$ 153.00	\$ 153.00	\$ 153.00	\$ 3.33	\$ 156.89	\$ 156.89	\$ 156.89	\$ 3.33	\$ 156.89	\$ 157.36	\$ 157.36

CITY OF BURIEN Garbage Service Fees	Total Service Fee Effective 2/1/09		Total Service Fee Effective 6/1/10		Total Service Fee Effective 6/1/11	
<b>Additional Services</b>						
Mileage Charge for all hauls over 5 miles one way, per mile.	\$ 3.00	\$ 3.07	\$ 3.07	\$ 3.07	\$ 3.07	\$ 3.07
Connect/Disconnect Compactors	\$ 15.35	\$ 15.74	\$ 15.74	\$ 15.74	\$ 15.74	\$ 15.74
Return Trip	\$ 36.40	\$ 37.32	\$ 37.32	\$ 37.32	\$ 37.32	\$ 37.32
Solid Drop-box Lid Charge (per month)	\$ 23.75	\$ 24.35	\$ 24.35	\$ 24.35	\$ 24.35	\$ 24.35
Position Drop-box Lids open after returning empty container to site	\$ 16.30	\$ 16.71	\$ 16.71	\$ 16.71	\$ 16.71	\$ 16.71
Pressure Washing (per yd.)	\$ 2.60	\$ 2.66	\$ 2.66	\$ 2.66	\$ 2.66	\$ 2.66
Pickup and re-delivery for container cleaning customer requested	\$ 27.95	\$ 28.66	\$ 28.66	\$ 28.66	\$ 28.66	\$ 28.66
Stand-By Time (per minute)	\$ 1.38	\$ 1.41	\$ 1.41	\$ 1.41	\$ 1.41	\$ 1.41
Delivery Fee Permanent & Temporary	\$ 55.00	\$ 56.40	\$ 56.40	\$ 56.40	\$ 56.40	\$ 56.40
Disposal Surcharge per ton	\$ 7.50	\$ 7.69	\$ 7.69	\$ 7.69	\$ 7.69	\$ 7.69
<b>Hourly Rates</b>						
Rear/Side Load Packer & Driver	\$ 82.80	\$ 84.91	\$ 84.91	\$ 84.91	\$ 84.91	\$ 84.91
Front Load Packer & Driver	\$ 82.80	\$ 84.91	\$ 84.91	\$ 84.91	\$ 84.91	\$ 84.91
Drop Box Truck & Driver	\$ 82.80	\$ 84.91	\$ 84.91	\$ 84.91	\$ 84.91	\$ 84.91
Additional Labor (per person)	\$ 30.00	\$ 30.76	\$ 30.76	\$ 30.76	\$ 30.76	\$ 30.76



## King County Visitor Tax Legislation: HB 1997

Creating jobs and building prosperity for Washington State through the promotion of tourism, supporting arts and cultural activities, and related workforce housing.

HB 1997 will create jobs and generate significant economic activity for the State of Washington by accelerating the expansion of the Washington State Convention Center, and by funding arts and cultural programs and other activities that draw more visitors and tourists. It will build workforce housing for workers in the hospitality and service industries.

Building an expanded Washington State Convention Center will result in approximately 4,500 direct new construction jobs and 3,000 new permanent jobs. Construction activity alone will also result in nearly \$40 million of tax revenue, 65% of which will go to the State General Fund. In the first 10 years of operations, additional economic output will result in \$1.4 billion of economic activity.

Also, an expanded convention center would draw over 130,000 additional visitors each year, resulting in \$250 million in direct spending to our economy once the expanded facility is fully operational.

This bill will also continue funding for arts, and cultural programs. Without it, funding ceases in 2012. More than 250 heritage and arts organizations are supported by these funds. They in turn leverage critical additional private support.

The direct economic activity spurred by arts and cultural programs is of consequence. A study recently by ArtsFund found that in 2009, \$1.75 billion in business activity was generated in the Washington economy due to spending by King County arts, cultural and scientific organizations and spending by their patrons. 30,000 jobs are supported by this activity. The study found that a significant proportion of the visitors to these organizations came from outside the region.

HB 1997 honors the original intent that supported the enactment of these taxes – that revenues would be used to create jobs by attracting even greater numbers of visitors to Washington State: Hotel/motel and car rental tax revenues would be reinvested for projects and activities that draw visitors and tourists. The extra sales tax paid by bar and restaurant patrons to fund Safeco Field was intended to expire at the end of 2015. Under HB 1997, this tax would still expire at the end of 2015 and its revenues would support tourism-generating projects and programs until its expiration at the end of 2015.

Every visitor we bring to Washington State who spends money helps provide revenues to much needed programs that support human services, housing, public safety, and transportation. And as the economy begins to recover, passage of HB 1997 will help position the region and the State to be more competitive and prosperous.

## King County Visitor Tax Legislation (HB 1997)

HB 1997 would continue a set of existing visitor taxes and use the proceeds to support arts and cultural programs, expansion of the Washington State Convention Center, workforce housing, and community preservation and development programs that would bring additional visitors to King County and to the State of Washington. The legislation would support new jobs in the construction, cultural, and service sectors and would bring more out-of-state visitors to the State and region.

### Four specific projects or programs are identified in the legislation:

1. King County's Cultural Development Authority (4Culture) would receive an additional \$3 million annually from 2012 through 2020, with amounts adjusted for inflation. This would supplement funding available from an endowment that has been created in recent years and would allow 4Culture to maintain its current level of programming. After 2020, 4Culture would receive 37.5% of the countywide hotel/motel tax, estimated to be about \$10 million in 2021.
2. Funds would be available to provide a revenue stream that supports approximately \$150 million in bonds to support expansion of the Washington State Convention Center. The Center has developed plans for an expansion that would attract additional visitors to the region, thereby increasing employment and tax revenue. The Center's current revenues do not allow the expansion to begin for several more years. The \$150 million in additional bonding capacity provided under the proposed legislation would accelerate expansion by three or more years.
3. Affordable workforce housing would receive \$5 million annually from 2012 through 2020, with amounts adjusted for inflation. This would be used by non-profit housing developers and public housing authorities to develop affordable workforce housing near transit stations. After 2020, this fund would also receive 37.5% of the countywide hotel/motel tax, estimated to be about \$10 million in 2021.
4. The Pioneer Square - International District Community Preservation and Development Authority would receive \$1 million annually, with amounts adjusted for inflation. This would support economic revitalization, historic preservation, and tourism-related programs in the neighborhoods near Safeco and Qwest fields.

### Four revenue sources are identified in the legislation:

1. The 2% hotel/motel tax within King County would be continued. This revenue is committed to other purposes through 2020 but would be available for the activities described above starting in 2021.
2. The 0.5% sales tax collected at restaurants and bars in King County would continue to its originally-planned expiration date at the end of 2015. Because the bonds for Safeco Field are being repaid early, this tax would otherwise expire later this year.
3. Two car rental taxes totaling 3.00% would be continued, with funds applied to these new purposes once the existing uses of the funds are completed.



# Burien

Washington, USA

400 SW 152nd, Suite 300, Burien, WA 98166

Phone: (206) 241-4647 • FAX (206) 248-5539

[www.burienwa.gov](http://www.burienwa.gov)

**DATE:** March 10, 2011  
**FOR RELEASE:** March 20 & 27, 2011  
**CONTACT:** Public Works Department, (206) 248-5521

## CITY OF BURIEN, WASHINGTON

### LOCAL IMPROVEMENT DISTRICT NO. 3

#### NOTICE OF PROPOSED IMPROVEMENT AND HEARING THEREON

NOTICE IS GIVEN that the City of Burien, Washington (the "City"), pursuant to Resolution No. 319, adopted February 28, 2011, declared its intention to initiate the formation of Local Improvement District No. 3 to construct standard street and drainage improvements on SW 116<sup>th</sup> Place beginning approximately 250' West of centerline 30<sup>th</sup> Ave SW, and to assess the cost and expense of those improvements against the property in that district specially benefited thereby.

The total cost of the proposed improvements is estimated to be \$68,000 and shall be borne by and assessed against the properties specially benefited by the improvements to be included within the proposed Local Improvement District to be established embracing as nearly as practicable all property specially benefited by the improvements.

The public hearing upon the proposed improvements will be held before the City Council of the City in the Council Chambers in the City Hall in Burien, Washington, at 7:00 p.m., local time on Monday, April 4, 2011.

All persons desiring to speak for or against the proposed improvements and formation of the Local Improvement District are notified to appear and present those objections at that hearing.

Monica Lusk, City Clerk  
City of Burien, Washington

Published in the Seattle Times: Sunday, March 20, 2011  
Sunday, March 27, 2011

*The City of Burien strives to provide alternate communication opportunities. Please contact the City Clerk's office, 206/248-5517, twenty-four hours prior to the meeting, for assistance.*

cc: Burien City Council  
Burien Staff  
Discover Burien  
Highline Times  
King County/Burien Public Library

Seahurst Post Office  
Web site: [www.burienwa.gov](http://www.burienwa.gov)  
B-Town Blog  
White Center Now



# Burien

*Washington, USA*

400 SW 152nd, Suite 300, Burien, WA 98166  
Phone: (206) 241-4647 • FAX (206) 248-5539  
[www.burienwa.gov](http://www.burienwa.gov)

---

**DATE:** March 22, 2011  
**FOR RELEASE:** Immediately  
**CONTACT:** City Clerk's Office, 248-5517

## RESCHEDULED MEETING AND LOCATION CHANGE

### **CITY OF BURIEN BURIEN BUSINESS AND ECONOMIC DEVELOPMENT PARTNERSHIP MEETING NOTICE**

The City of Burien's Business and Economic Development Partnership has cancelled its meeting scheduled for Friday, March 25, 2011. Instead the Partnership will meet on Tuesday, April 5, 2011, at 7:00 a.m. at Sal's Deli, 15212 6th SW.

###

*The City of Burien strives to provide alternate communication opportunities.  
Please contact the City Clerk's office, 206/248-5517, twenty-four hours prior to  
the meeting, for assistance.*

cc: Burien City Council  
Burien Staff  
Discover Burien  
Highline Times

Burien Library  
White Center Now  
B-Town Blog  
Web site: [www.burienwa.gov](http://www.burienwa.gov)