

**CITY OF BURIEN
AGENDA BILL**

Agenda Subject: Update on North Burien – 1 Year Later		Meeting Date: May 2, 2011
Department: Finance	Attachments: 1. PowerPoint Presentation 2. Police Services 3. Prosecution Statistics	Fund Source: N/A Activity Cost: N/A Amount Budgeted: N/A Unencumbered Budget Authority: N/A
Contact: Kim Krause, Finance Director		
Telephone: (206) 439-3150		
Adopted Initiative: Yes No X	Initiative Description:	
PURPOSE/REQUIRED ACTION: The purpose of this agenda item is for Council to receive update on North Burien.		
BACKGROUND (Include prior Council action & discussion): On March 28, 2011, the City Council requested information as a follow-up to the North Burien annexation that occurred on April 1, 2010, including the increase in domestic violence cases.		
OPTIONS (Including fiscal impacts): N/A		
Administrative Recommendation: Receive the update.		
Committee Recommendation: N/A		
Advisory Board Recommendation: N/A		
Suggested Motion: None required.		
Submitted by: Administration _____ City Manager _____		
Today's Date: April 28, 2011	File Code: R:/CC/AgendaBill2011/050211ad-1 north burien update	



North Burien – 1 Year Later

Finance Department

May 2, 2011

NORTH BURIEN REVENUE

(Partial Year Beginning April 1, 2010)

GENERAL FUND	INCREASE IN \$
Property Taxes – General Govt.	\$0
Sales Taxes	\$294,000
Utility Taxes & Franchise Fees	\$340,000
Licenses, Permits & Charges for Services	\$157,000
Intergovernmental	\$211,000
Fines, Forfeitures & Misc.	\$59,000
Sales Tax Credit RCW 82.14.415	\$250,000
Total General Fund	\$1,311,000

NORTH BURIEN EXPENDITURES

(Partial year beginning April 1, 2010)

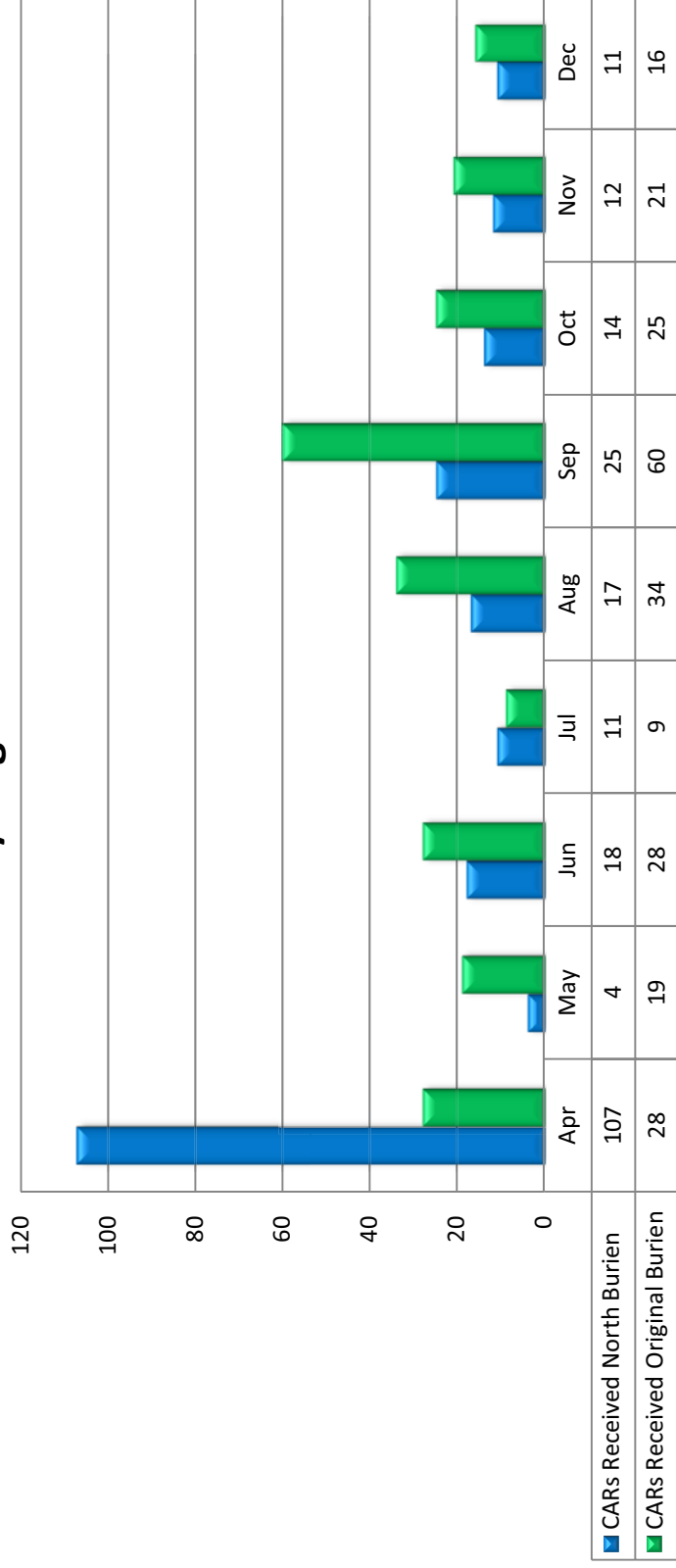
FUND	INCREASE IN \$
General Fund	
City Council	\$0
City Manager	\$26,000
Finance	\$0
Legal	\$99,000
Police	\$885,000
Public Works	\$0
Community Development	\$0
Parks	\$124,000
TOTAL GENERAL FUND *	\$1,134,000

* The General Fund incurred approximately \$226,000 in one-time costs that are not included with the ongoing costs:

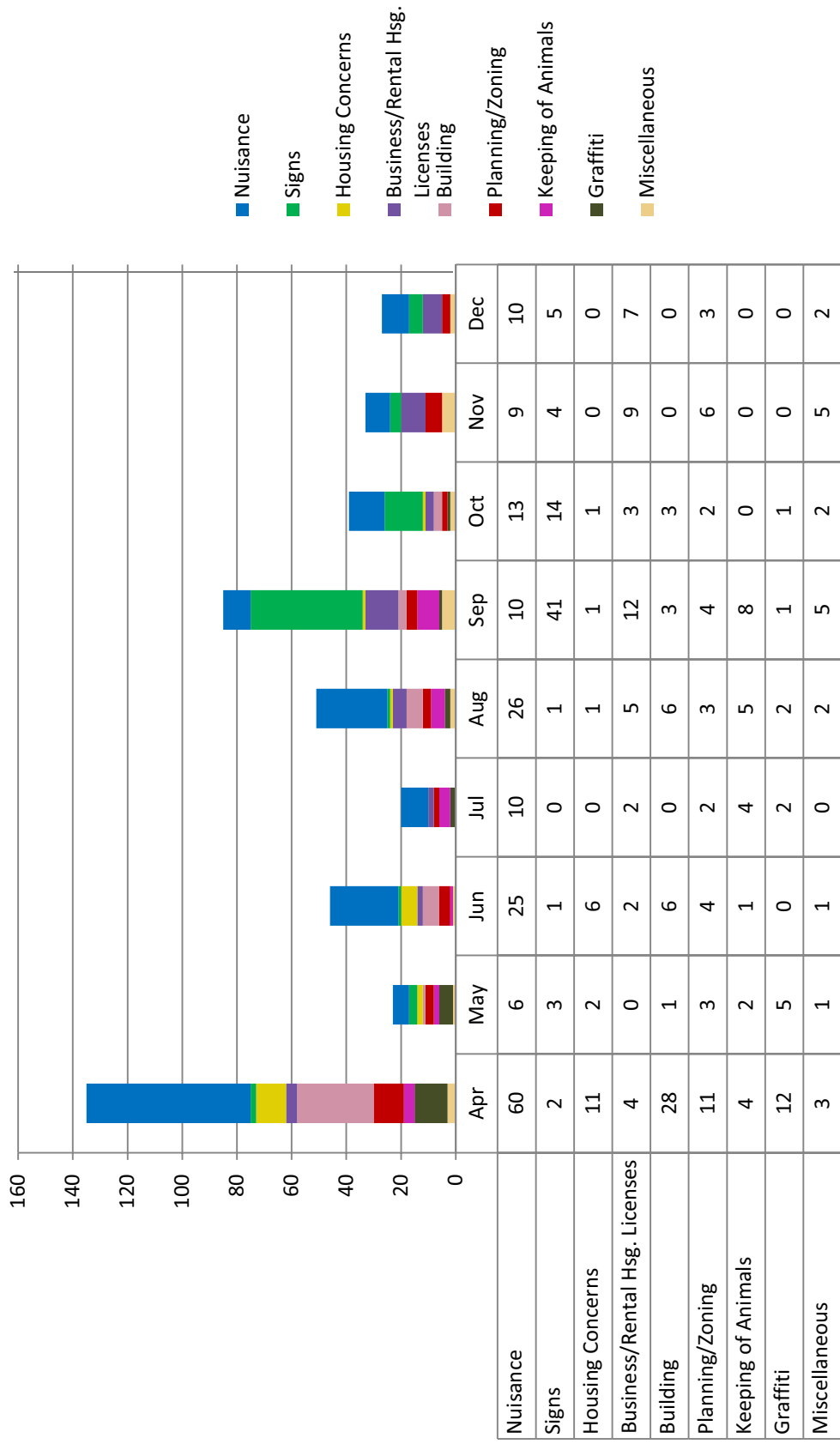
- Finance Department - \$88,000 for Calm River census studies
- Parks Department - \$138,000 for signage and furnishing in North Burien Parks

Code Enforcement Citizen Action Requests

Received April - December 2010
North Burien/Original Burien



Code Enforcement Total Cases April – December 2010



WRAP UP

- Questions?



CITY OF BURIEN POLICE SERVICES

MEMORANDUM

TO: Burien City Council **DATE:** April 28, 2011

FROM: Chief K. Scott Kimerer **VIA:** Direct

SUBJECT: POLICE SERVICES POST ANNEXATION

The following is an overview of Police Services comparing a one year period of pre-annexation and post-annexation Burien. I have also attached the comparison of our Response Times.

	2009 (04/01/01-03/31/10)	2010 (04/01/10-03/31/11)	% Increase/ Decrease
Population	33,313	48,072	44%
Part 1 Crime Index (Per Thousand)	56	53	(5%)
Part 2 Crime Index (Per Thousand)	77	68	(12%)
Officers Per Thousand	1.47	1.07	(27%)
Costs Per Capita	\$268	\$186	(31%)
Calls Per Officer	478	498	4%
Dispatch Calls	10,477	14,612	28%
Domestic Violence	426	592	28%

Response Times to High Priority Calls

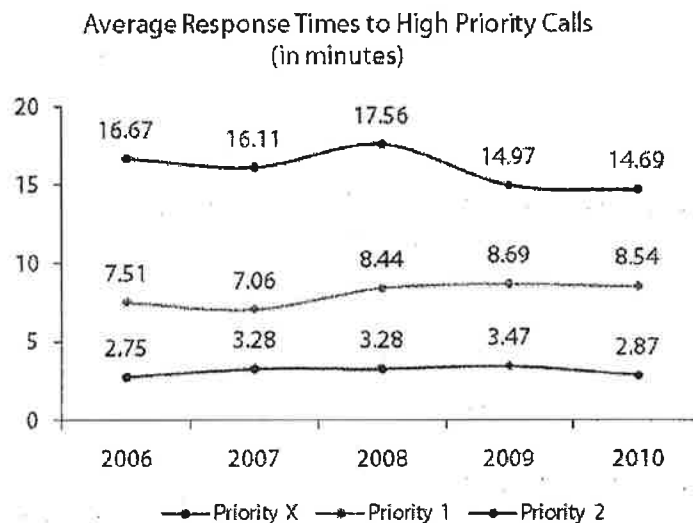
When calls for police assistance are received by the Emergency 911 Communications Center, they are entered into the Computer Aided Dispatch (CAD) system and given a "priority" based on the criteria described below. If the call receiver is in doubt as to the appropriate priority, the call is assigned the higher of the two priority designators in question.

"Priority X" designates critical dispatches. These are incidents that pose an obvious danger to the life of an officer or citizen. It is used for felony crimes in-progress where the possibility of confrontation between a victim and suspect exists. Examples include shootings, stabbings, robberies or burglaries.

"Priority 1" designates immediate dispatches. These are calls that require immediate police action. Examples include silent alarms, injury traffic accidents, in-progress crimes or crimes so recent that the suspect may still be in the immediate area.

"Priority 2" designates prompt dispatches. These are calls that could escalate to a more serious degree if not policed quickly. Examples include verbal disturbances and blocking traffic accidents.

Following are the City of Burien's Police response times for the above priority calls. Response times include all time from the receipt of a phone call to the moment an officer arrives at the location of the incident.



Source: Police Services Data



Computer Aided Dispatch (CAD): A computerized communication system used by emergency response agencies for dispatching and tracking calls for emergency assistance.

City of Burien

Legal Services - Prosecution

Pre-Annexation and Post-Annexation Misdemeanor Case Statistics

	DUI	Criminal Traffic	Criminal Non-Traffic	Domestic Violence	Total Cases Filed	Cases Declined	Total Cases Received
<i>Pre-Annexation 4/09 – 3/10</i>	52	225	397	149	823	88	911
<i>Post-Annexation 4/10 – 3/11</i>	69	303	323	206	901		
<i>Cases to be filed</i>	6	17	45	61			
<i>Post – Annexation Total</i>	75	320	368	267		115	1,145
% Change Post-Annexation	↑ 44.2%	↑ 42.2%	↓ 7.9%	↑ 79.2%	↑ 9.5%	↑ 30.7%	↑ 25.7%

Source: Administrative Offices of the Court and Prosecutor Records